



## **Access to Virtual and Action Learning Live Online**

**Project Number: 143643-LLP-1-2008-UK**

**Grant Agreement: 2008 – 4833 / 001-001**

**Sub-programme: KA3-KA3MP**

### **Feedback from the SLanguages 2010 Conference**

Compiled by Zeynep Onat-Stelma



Education and Culture DG

**Lifelong Learning Programme**

This project has been funded with support from the European Commission.  
This publication reflects the views only of the author, and the Commission  
cannot be held responsible for any use which may be made of the  
information contained therein.

# SLanguages 2010 Feedback Report

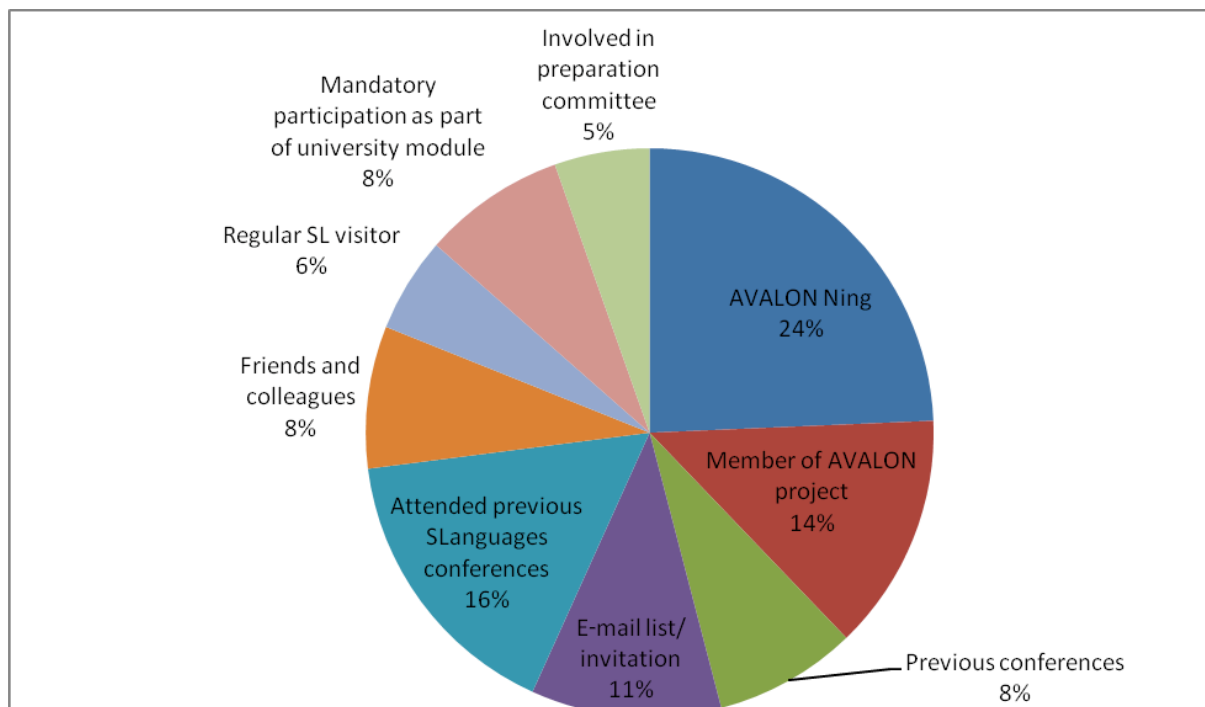
This report presents the feedback received after the SLanguages 2010 conference. The conference took place in Second Life, on 15-16 October 2010 over a period of 24 hours. Detailed information on the conference can be found at: <http://avalon-project.ning.com/page/slanguages-2010-summary>.

Participants were asked to complete a survey on [surveymonkey.com](http://surveymonkey.com) following the conference. There were ten questions on this survey. 38 participants logged in to complete the survey, but not everyone filled in each question. In this report, the answers provided to the ten questions on the survey will be presented question by question.

## Question 1: How did you find out about the conference?

37 out of 38 respondents answered this question. The percentages in the figures are taken from a total of 37 respondents, only those who answered the question and not the total number of respondents to the survey. There seems to be a variety of means in which respondents found out about this conference. Figure 1 shows these different means.

Figure 1: Feedback to the question, “How did you find out about the conference?”



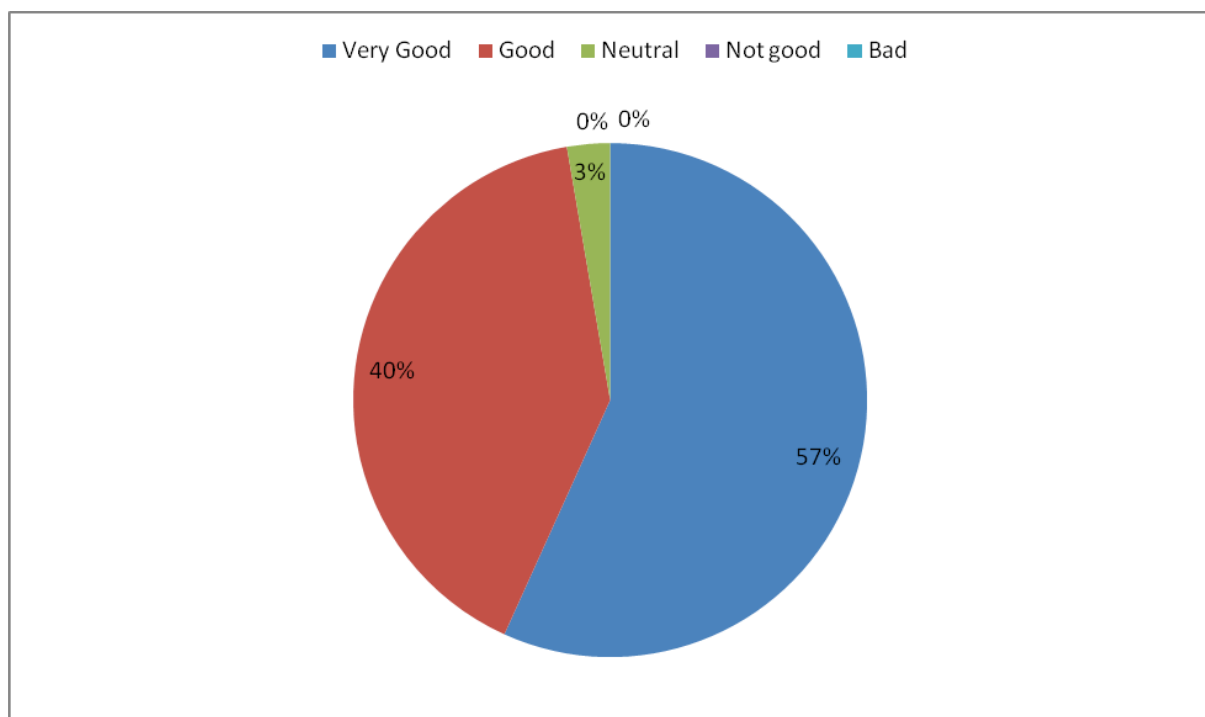
The most popular means by which respondents found out about the conference was the AVALON Ning (<http://avalon-project.ning.com/>) with 24% indicating this

method. A further 16% had already attended a SLanguages conference in previous years. 14% of the 37 respondents who filled in this question said they found out about the conference through a member of the AVALON project. There were 3 (8%) respondents who said they attended the conference as a mandatory part of a module they were taking at University. The other means include, hearing about the conference while taking part in other events/conferences, through friends and colleagues, being a regular SL user, being on an e-mail list or being sent invitation to the conference by e-mail, and through being asked to being involved in the conference organisation.

### **Question 2: How would you rate the conference overall?**

37 out of 38 respondents filled this question. Figure 2 below shows percentages based on the 37 respondents who filled the question.

Figure 2: Feedback to the question, “How would you rate the conference overall?”



As can be noted from Figure 2 above, the majority of the respondents (57%) rated the conference as 'very good'. There was only 1 participant out of the 37 who expressed a neutral answer to this question and no respondents gave a negative answer.

### **Question 3: Did you find the conference useful for your practice? Tell us how?**

34 out of 38 respondents answered this question. Out of the 34 who answered, 19 (56%) said a clear 'yes'. One participant indicated "50-50". Of the remaining 14 respondents, 4 did not seem to find it necessarily useful for their practice. The answers of those 4 respondents can be seen below:

"Not for me - but it was thoroughly enjoyable and informative and, well, educational."

"Not really, as I haven't started teaching in SL yet, but I'd like to do it in the future."

"Can not tell yet ..."

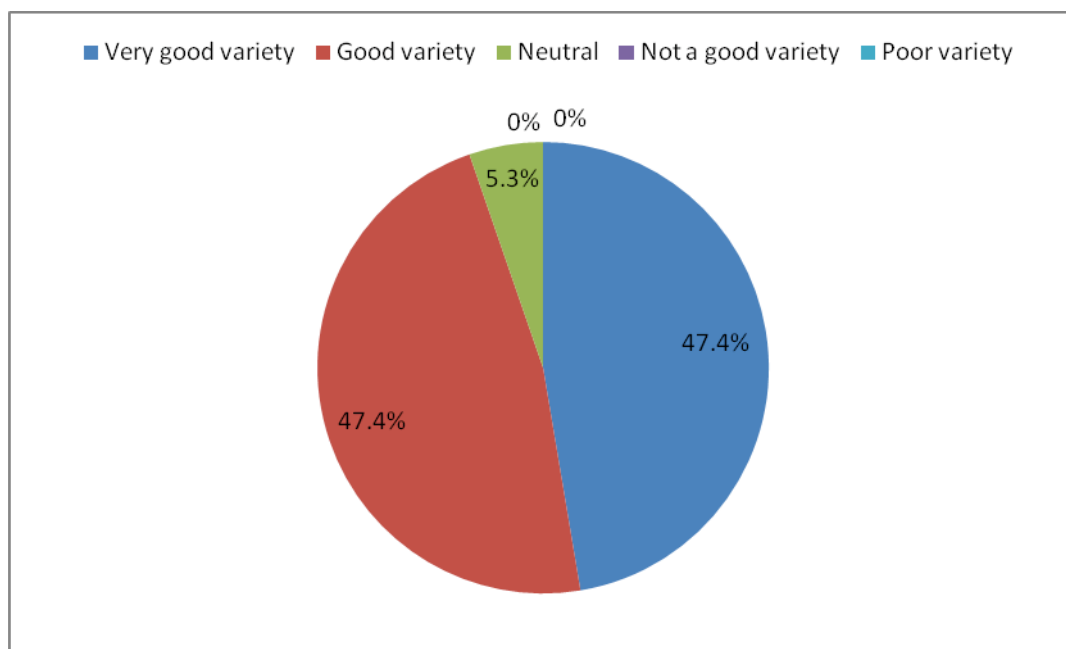
"Less"

The other 10 respondents out of the 14 who did not provide a straight 'yes' answer seemed to be positive, saying for example, "interesting topics", "learning about new ideas and possibilities of using SL", "interesting to know the experiences other have had".

#### **Question 4: Was there enough variety in the sessions?**

All the 38 participants who filled out the survey answered this question.

Figure 3: Feedback to the question, "Was there enough variety in the sessions?"

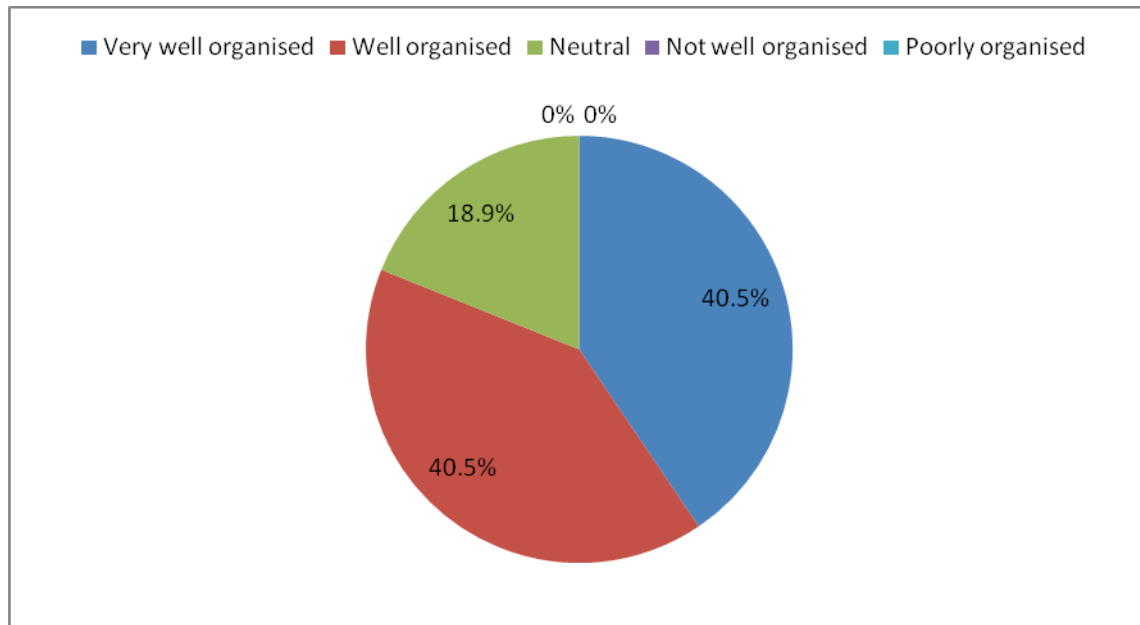


2 respondents out of 38 answered "neutral" to this question. The remaining 36 respondents were divided in two equal groups of those who felt that the variety of the sessions was 'very good' and those who felt the variety was 'good'.

### Question 5: Was the conference well organised over the 24 hours?

37 out of 38 respondents answered this question.

Figure 4: Feedback to the question, “Was the conference well organised over the 24 hours?”



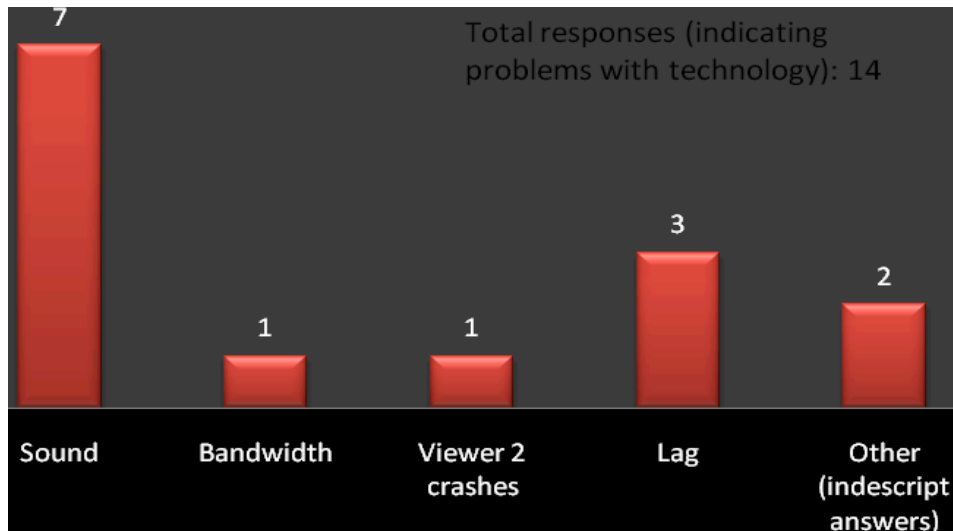
There were 7 respondents who answered "neutral" to this question. Although there were no participants who answered the more negative options “not well organised” and “poorly organised”, compared to the more positive responses to all the other questions, this may be an area that might benefit from some improvement for the following conference in 2011. The respondents also commented on the organisation with some suggestions for improvement in Question 10 of the survey where they were asked to provide additional feedback. These issues will be presented in detail in the section where the analysis for Question 10 is presented (at the end of this report).

### Question 6: Did you have any problems with technology during the conference? Please say 'Yes' or 'No' and if yes, tell us what?

36 out of 38 respondents answered this question. Of the 36 who answered, 23 (63.89%) indicated “no”, that they did not have any problems with technology.

The problems related to technology for the remaining 13 respondents (13 out of 36; 36.11%) can be seen in the following chart in Figure 5. There was one respondent who mentioned more than one problem so please note that the total sum of responses (14) does not equal total number of respondents who said they have problems (13).

Figure 5: Problems encountered with technology as indicated by respondents who answered 'yes' to Question 6, "Did you have any problems with technology during the conference? Please say 'Yes' or 'No' and if yes, tell us what?"



Based on Figure 5, the biggest source of problems related to technology by those attending the SLanguages2010 conference was the sound. Some complained that they could not hear the presenters well (fragmented), whilst others complained that they themselves had no voice. Another complaint had to do with lag in Second Life. One person felt that there was a lag problem with the Slide Presenter and that this might be due to the way the Slide Presenter functions with the new Viewer (Viewer 2).

**Question 7: Would you attend SLanguages 2011? Please say 'Yes' or 'No'. If no, tell us why.**

All the 38 respondents of the survey answered this question. Of the 38 respondents, 35 said 'yes' to this question (92.1%). The remaining 3 responses were as follows:

"Depends"

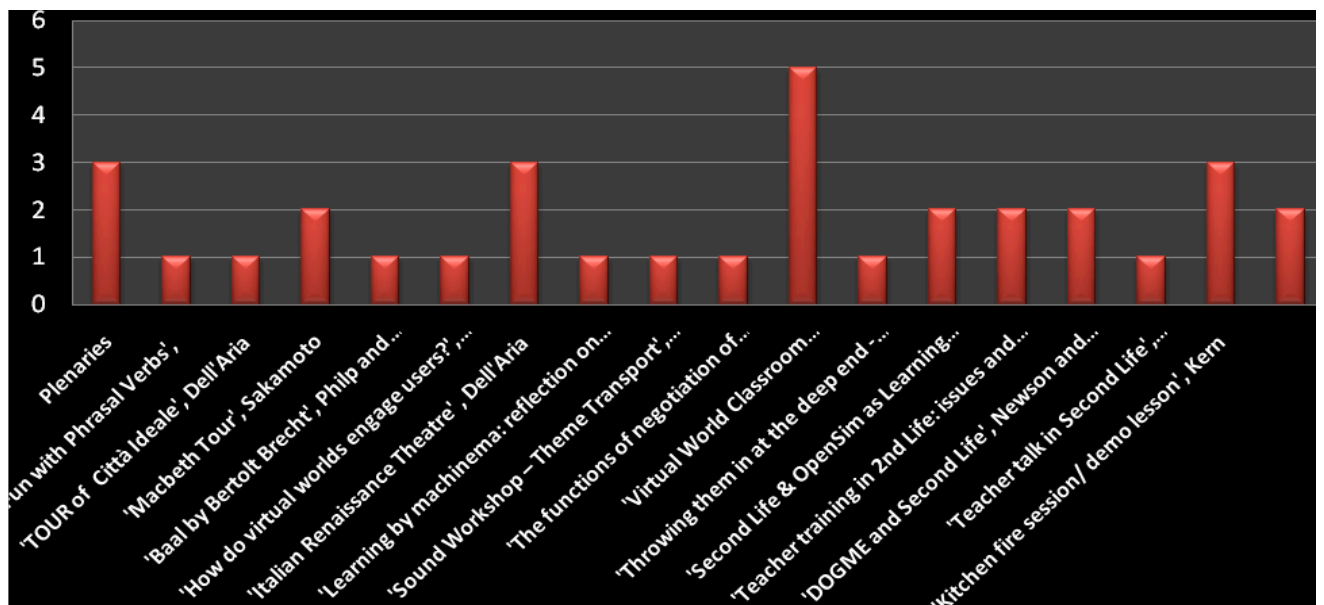
"No, at the moment, Second Life doesn't interest me."

"Can't say now"

### Question 8: Which presentation impressed you the most?

35 out of 38 respondents answered this question. Of the 35 respondents, 20 gave a clear-cut single answer. The remaining answers were either very generic like, “no favourites”, “all of them”, or they listed a number of presentations they liked. The following chart in Figure 8, will list all the talks mentioned by the respondents and will show how many respondents mentioned that particular talk in their answer.

Figure 6: The sessions that were mentioned by respondents as their favourites.



As can be noted from Figure 6, Graham Stanley's session titled, 'Virtual Classroom Management' was the one that was mentioned the most as a session that respondents liked (5 respondents).

### Question 9: Was the support documentation, i.e. the Programme/ the Planner helpful?

37 out of 38 respondents answered this question. 35 of the 37 (94.6%) who answered this question indicated "yes", and 2 out of the 37 (5.4%) respondents answered "no".

### Question 10: Do you have any other feedback for the organisers?

30 out of the 38 respondents filled in this question. The responses are presented in themes below.

## **Positive comments**

There were quite a few positive comments about the conference. One respondent thought the conference was "opening horizons of a new era in education" whilst a few others described the conference as "impressive, "enjoyable" and "informative". One respondent said it was a "wonderful but very tiring 24 hours". One respondent commented on how fun the party at the end was.

On more organisational aspects of the conference, two respondents thought the program was well designed and that it was a good idea to put it on Google spreadsheet, and that it was useful to have the abstracts/summaries of the sessions. One of these participants recommended looking at <http://lanyrd.com>, an organising tool, for future conferences of this nature as an alternative.

## **Suggestions for the future**

There were also a number of suggestions from respondents on how to improve the organisation of this conference for the future.

One of the more general comments was about the scheduling of the conference. One area respondents focused on was that the conference ran continuously over 24 hours which for some was very tiring. Furthermore, a respondent said the Friday sessions were not as well attended as the Saturday sessions and one suggestion was to have the conference on a Sunday rather than on a Friday. Two suggestions in this general area was to have "each session repeated twice to fit with different time zones (one in the morning and one in the evening)" and to have more recordings of the sessions (there might have been more recorded sessions added to the Ning after this respondent filled in the survey). Finally, one respondent felt that more time was needed for discussion after/during sessions

Two respondents mentioned that there were many interesting sessions running simultaneously, but that there "were huge gaps" in between the sessions. They felt this could be dealt with in a way that would allow more of the sessions to be attended and the big breaks in between to be reduced. One respondent felt that it would be useful to organise more social events in the intervals to provide more opportunity for networking.

In terms of the programme, two respondents felt that it could be published earlier so that the conference "is promoted better" and so that "all sessions have sufficient number of attendees".



One respondent suggested that the organisers "publish traceable EU conference requirements with transparency, integrity, accountability fit for EU auditing".

One participant felt that "it would be nice to have "a wider general topic, like "technology in English language teaching".

Another participant felt that it might be useful to provide help for "newbies" in the welcome area showing them basic movement, camera controls (zooming etc.), and sound controls. Also, another respondent commented on how it might be useful to have "a layer of mentor volunteers at venues to provide support to presenters as they are presenting".